

**CONSELHO REGIONAL DE ENFERMAGEM DO TOCANTINS**



Palmas, 30 de NOVEMBRO de 2018		ORDEM DE PAGAMENTO BANCÁRIA		OPB Nº: 0011	11/30/2018	
FAVORECIDO	VENCIMENTO	CÓDIGO E BANCO DESTINATÁRIO	CODIGO E AGENCIA DESTINATÁRIA	CONTA CORRENTE FAVORECIDO	BOLSA AUXILIO	Vale Transporte
BRUCE HERMES MENEZES RÊGO	11/30/2018	001-BANCO DO BRASIL	5921-8	7623-6	R\$ 600.00	R\$ 135.00
INGRID MARTINS SENA	11/30/2018	001-BANCO DO BRASIL	0541-1	16436-4	R\$ 600.00	R\$ 135.00
LAYLLA RAIZA VIEIRA NASCIMENTO	11/30/2018	001-BANCO DO BRASIL	1595-4	24542-9	R\$ 600.00	R\$ 135.00
LETICIA LIMA QUEIROZ	11/30/2018	001-BANCO DO BRASIL	2781-2	25.936-5	R\$ 600.00	R\$ 135.00
LORENA GONÇALVES DE SOUSA	11/30/2018	001-BANCO DO BRASIL	1886-4	48987-5	R\$ 600.00	R\$ 135.00
MARCELO GUIMARÃES BUCAR	11/30/2018	001-BANCO DO BRASIL	5921-8	60.486-0	R\$ 27.50	-
MAYANA SILVA DA LUZ	11/30/2018	001-BANCO DO BRASIL	4364-8	11.686-6	R\$ 600.00	R\$ 135.00
THALLIA FERREIRA SOARES	11/30/2018	001-BANCO DO BRASIL	1886-4	95.305-9	R\$ 600.00	R\$ 135.00
				<b>TOTAL</b>	<b>4,227.50</b>	<b>RS 945.00</b>
<b>Autorizamos debitar na conta do Banco do Brasil a OPB</b>		<b>CINCO MIL CENTO E SETENTA E DOIS REAIS E CINQUENTA CENTAVOS.</b>			<b>R\$ 5,172.50</b>	
				<b>30 DE NOVEMBRO DE 2018</b>		


AUTORIZO \_\_\_\_\_


Conselho Regional de Enfermagem do Tocantins  
Departamento Administrativo


AUTORIZO \_\_\_\_\_


Conselho Regional de Enfermagem do Tocantins  
Tesoreroiro









































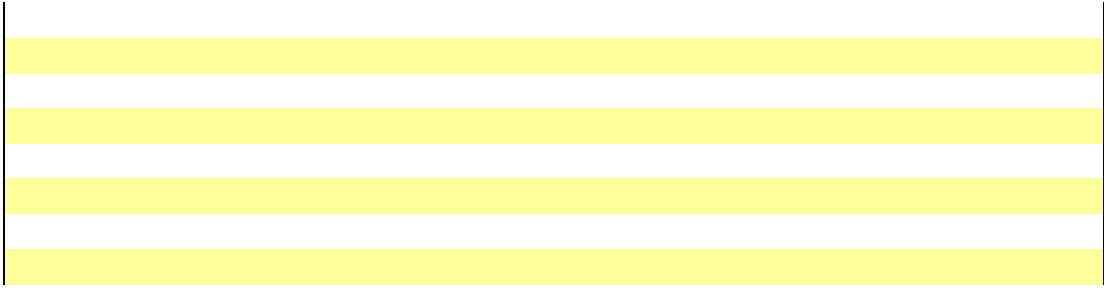









































































































































This image shows a grid consisting of 9 columns and 21 rows. The cells in the grid are colored in a checkerboard pattern of yellow and white. The top-left cell is yellow. The colors alternate such that yellow cells are at positions where the sum of the row and column indices is even, and white cells are where the sum is odd. For example, the top row has yellow cells in columns 1, 3, 5, 7, and 9, and white cells in columns 2, 4, 6, and 8. The entire grid is enclosed in a thin black border.







This image shows a 20x9 grid with a yellow background and black borders. The grid is composed of 20 rows and 9 columns. The yellow background is not uniform; it has a subtle, wavy pattern that creates a sense of movement and depth. The black borders are thin and consistent throughout the grid, creating a clean and organized structure.



The image displays a grid with 14 rows and 9 columns. The rows are colored in an alternating pattern: Row 1 is yellow, Row 2 is white, Row 3 is yellow, Row 4 is white, Row 5 is yellow, Row 6 is white, Row 7 is yellow, Row 8 is white, Row 9 is yellow, Row 10 is white, Row 11 is yellow, Row 12 is white, Row 13 is yellow, and Row 14 is white. Each cell in the grid is defined by thin black lines. There is no text or data within the cells.













































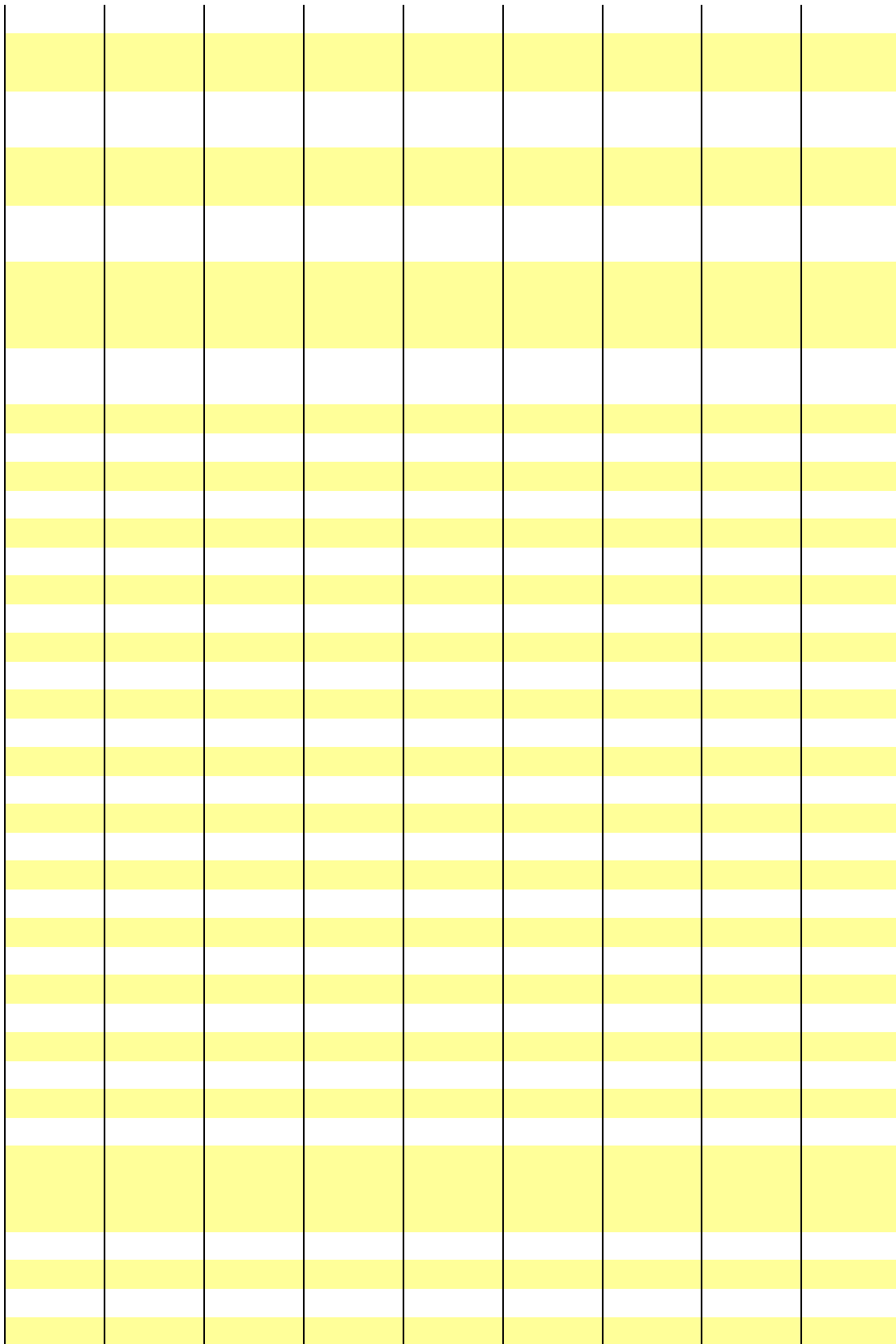












































































































The image displays a grid consisting of 18 rows and 9 columns. The rows are filled with a light yellow color, while the columns are defined by thin black vertical lines. The grid is positioned in the upper half of the page, with a white background below it.



















A table with 18 rows and 9 columns. The rows alternate in color, starting with a yellow row at the top and ending with a yellow row at the bottom. The columns are uniform in width and height. The overall structure is a rectangular grid with a repeating color pattern.














































































































The image shows a rectangular grid consisting of 15 rows and 9 columns. Each cell in the grid is either a light yellow color or a white color, following a checkerboard pattern. The top-left cell (row 1, column 1) is yellow. The pattern alternates such that every row has yellow cells in columns 1, 3, 5, 7, and 9, and white cells in columns 2, 4, 6, and 8. This pattern repeats consistently across all 15 rows.

Yellow	White	Yellow	White	Yellow	White	Yellow	White	Yellow
White	Yellow	White	Yellow	White	Yellow	White	Yellow	White
Yellow	White	Yellow	White	Yellow	White	Yellow	White	Yellow
White	Yellow	White	Yellow	White	Yellow	White	Yellow	White
Yellow	White	Yellow	White	Yellow	White	Yellow	White	Yellow
White	Yellow	White	Yellow	White	Yellow	White	Yellow	White
Yellow	White	Yellow	White	Yellow	White	Yellow	White	Yellow
White	Yellow	White	Yellow	White	Yellow	White	Yellow	White
Yellow	White	Yellow	White	Yellow	White	Yellow	White	Yellow
White	Yellow	White	Yellow	White	Yellow	White	Yellow	White
Yellow	White	Yellow	White	Yellow	White	Yellow	White	Yellow
White	Yellow	White	Yellow	White	Yellow	White	Yellow	White
Yellow	White	Yellow	White	Yellow	White	Yellow	White	Yellow
White	Yellow	White	Yellow	White	Yellow	White	Yellow	White
Yellow	White	Yellow	White	Yellow	White	Yellow	White	Yellow








































































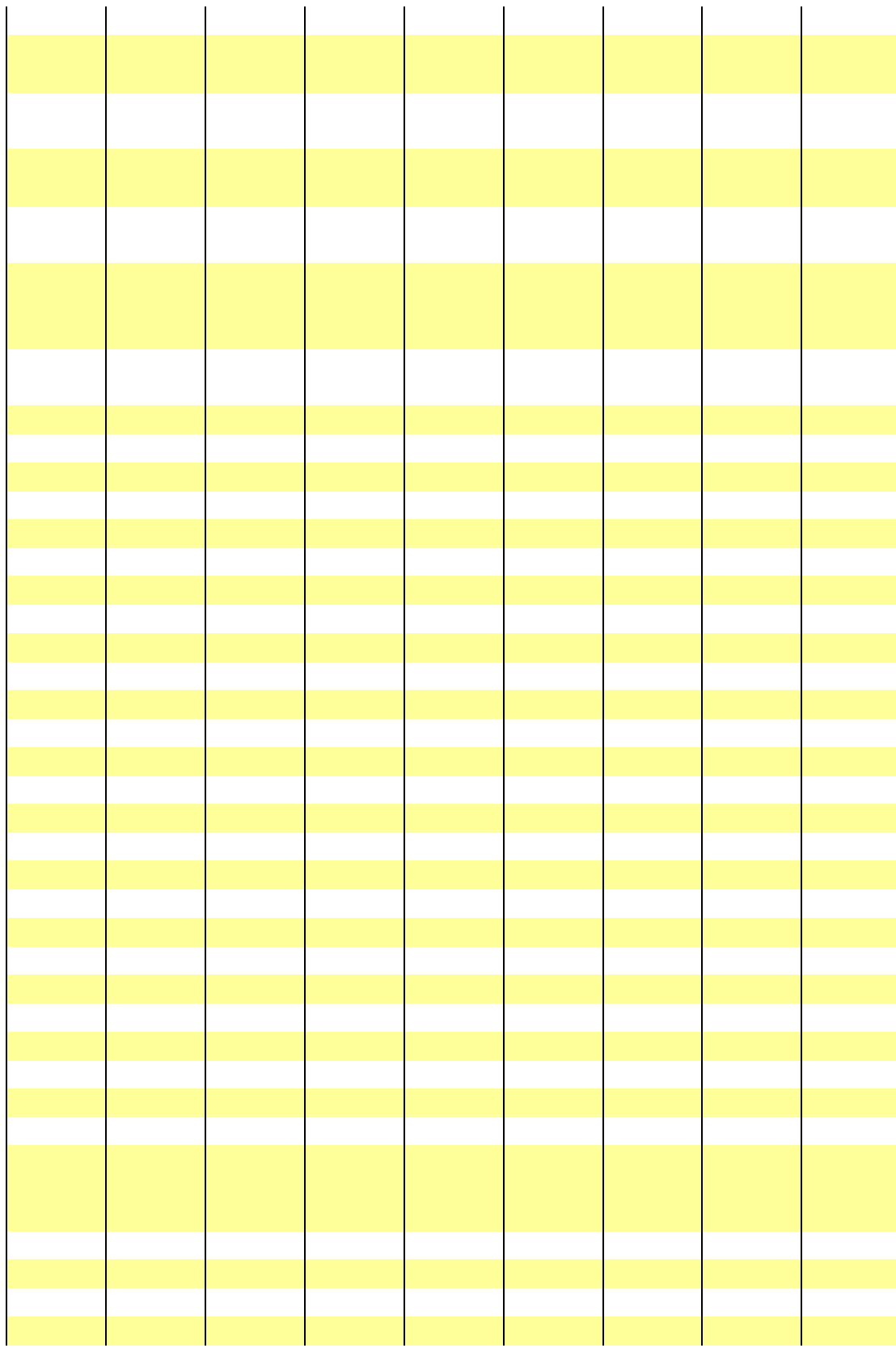








































































































































































The image shows a grid with 9 columns and 20 rows. The cells in the grid alternate in color in a checkerboard pattern, starting with yellow in the top-left corner (row 1, column 1). The cells in the first row are yellow, the second row are white, the third row are yellow, and so on, alternating every row. This pattern continues for all 20 rows and all 9 columns.

Yellow	White	Yellow	White	Yellow	White	Yellow	White	Yellow
White	Yellow	White	Yellow	White	Yellow	White	Yellow	White
Yellow	White	Yellow	White	Yellow	White	Yellow	White	Yellow
White	Yellow	White	Yellow	White	Yellow	White	Yellow	White
Yellow	White	Yellow	White	Yellow	White	Yellow	White	Yellow
White	Yellow	White	Yellow	White	Yellow	White	Yellow	White
Yellow	White	Yellow	White	Yellow	White	Yellow	White	Yellow
White	Yellow	White	Yellow	White	Yellow	White	Yellow	White
Yellow	White	Yellow	White	Yellow	White	Yellow	White	Yellow
White	Yellow	White	Yellow	White	Yellow	White	Yellow	White
Yellow	White	Yellow	White	Yellow	White	Yellow	White	Yellow
White	Yellow	White	Yellow	White	Yellow	White	Yellow	White
Yellow	White	Yellow	White	Yellow	White	Yellow	White	Yellow
White	Yellow	White	Yellow	White	Yellow	White	Yellow	White
Yellow	White	Yellow	White	Yellow	White	Yellow	White	Yellow
White	Yellow	White	Yellow	White	Yellow	White	Yellow	White
Yellow	White	Yellow	White	Yellow	White	Yellow	White	Yellow
White	Yellow	White	Yellow	White	Yellow	White	Yellow	White
Yellow	White	Yellow	White	Yellow	White	Yellow	White	Yellow
White	Yellow	White	Yellow	White	Yellow	White	Yellow	White
Yellow	White	Yellow	White	Yellow	White	Yellow	White	Yellow



































The image shows a rectangular grid consisting of 9 columns and 20 rows. The grid is defined by thin black vertical lines. The rows are colored in a repeating pattern of yellow and white, starting with a yellow row at the top and alternating down to the bottom row. This pattern of alternating horizontal bands is applied across the entire width of the grid.























































































































































































































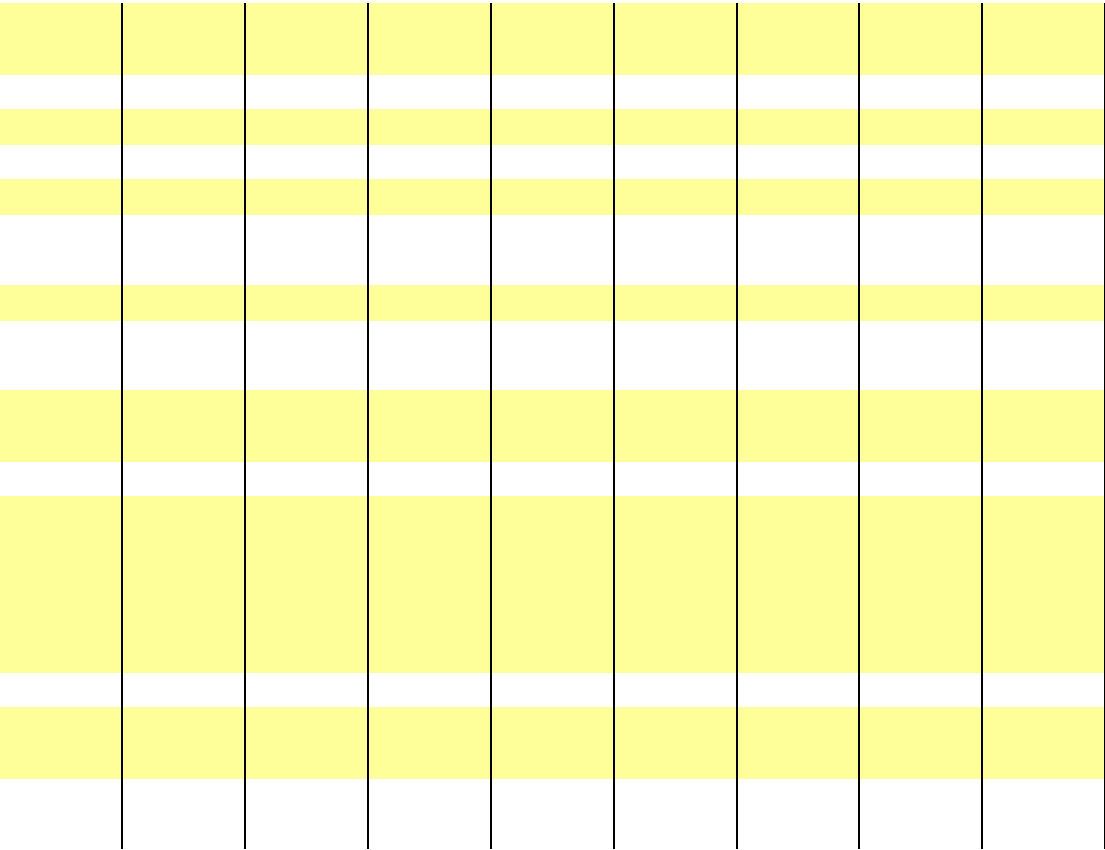
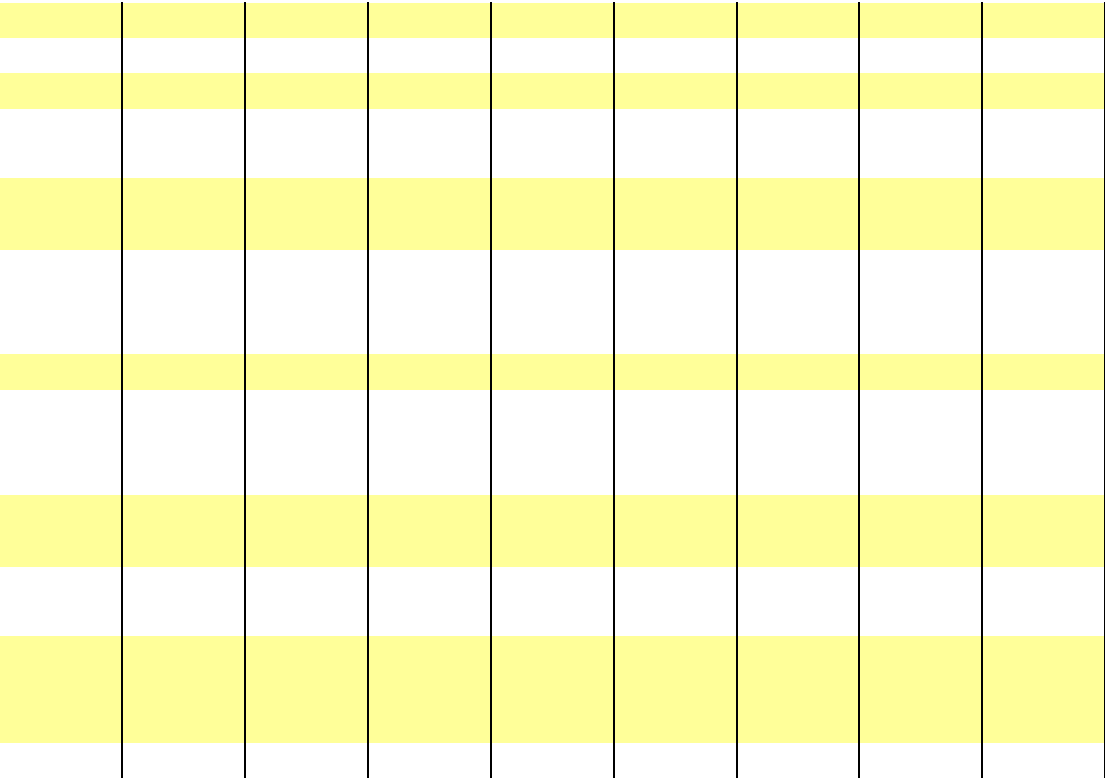






























































































A 9x10 grid of yellow cells with black borders. The grid is composed of 9 rows and 10 columns of cells. Each cell is a uniform yellow color, and the cells are separated by thin black lines. The grid is centered on the page.



























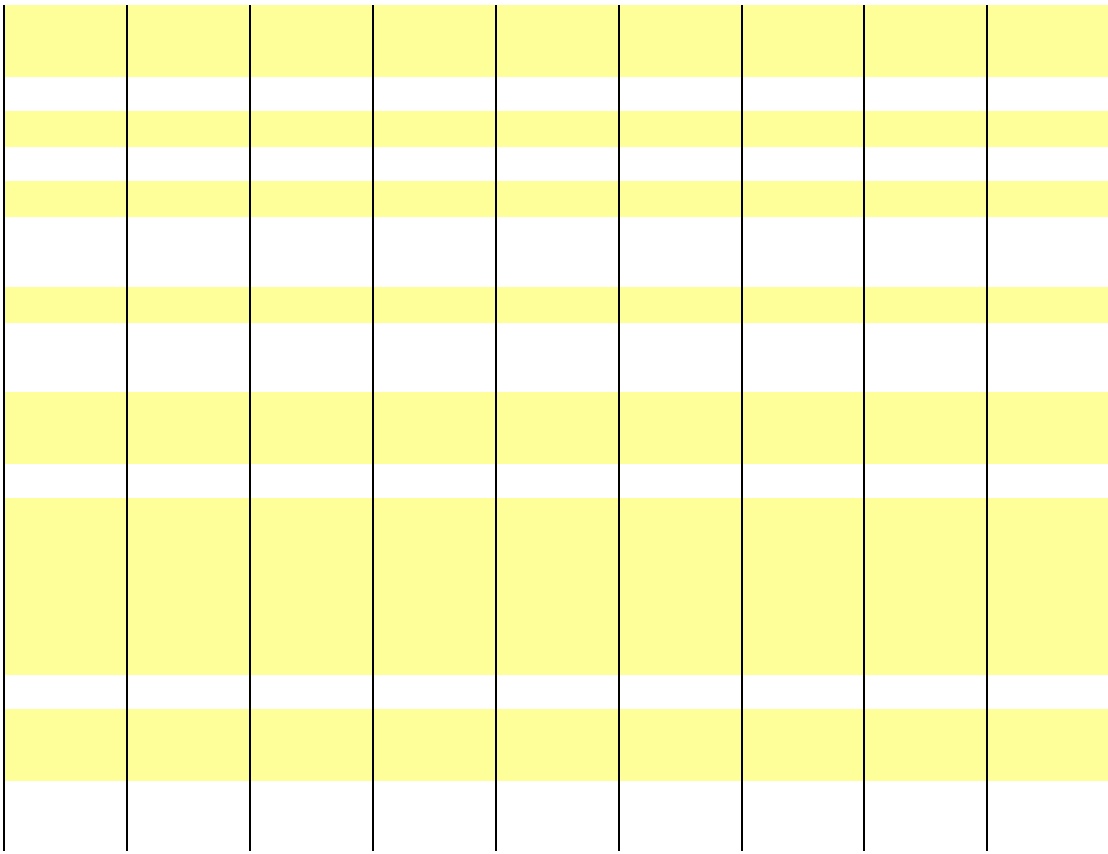
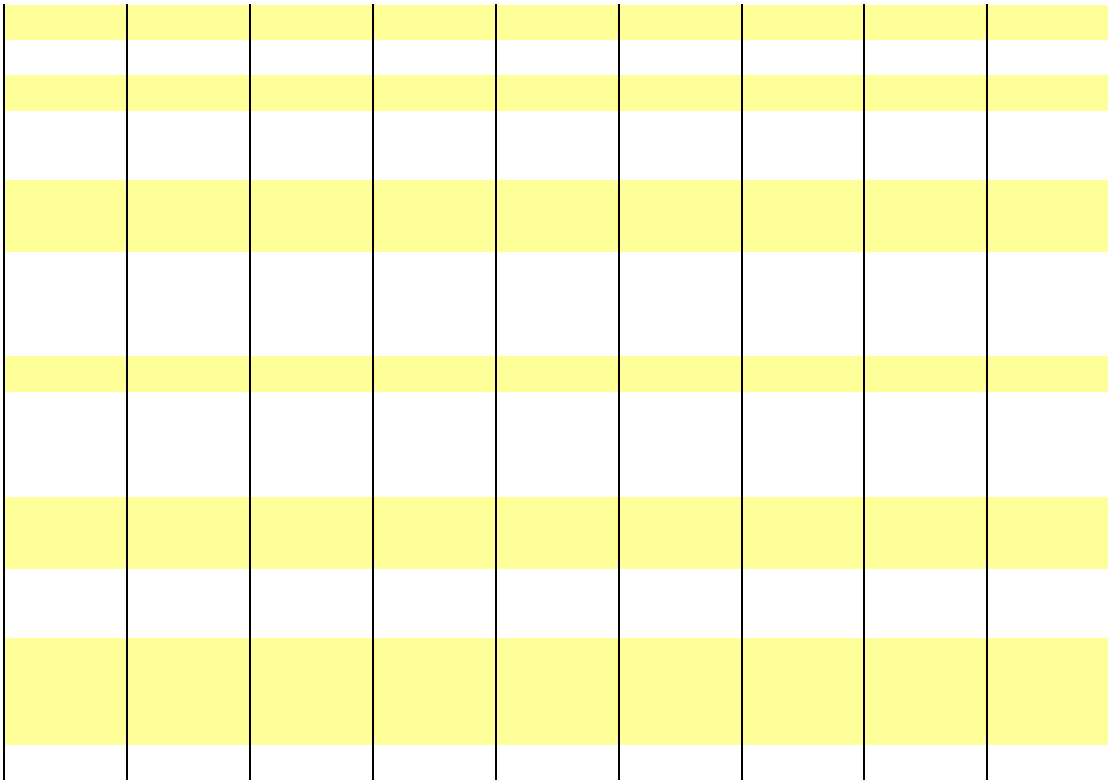





















































































































Valor a converter	Decomposição				
	trilhões	bilhões	milhões	milhares	unidades
R\$ 4,227.50	0	0	0	4	227

Parte Inteira					Moeda	Centavos	pr por Exte
trilhões	bilhões	milhões	milhares	unidades			
				quatro mil	duzentos € reais		e cinquent quatro mil duzentos e '

vinte e sete0 reais e cinquenta centavos