

CONSELHO REGIONAL DE ENFERMAGEM DO TOCANTINS


Palmas, 28 de Fevereiro de 2019		ORDEM DE PAGAMENTO BANCÁRIA			OPB Nº: 002	2/28/2019	
FAVORECIDO	VENCIMENTO	REFERENTE PAGAMENTO	CÓDIGO E BANCO DESTINATÁRIO	CÓDIGO E AGENCIA DESTINATÁRIA	CONTA CORRENTE FAVORECIDO	VALOR PAGAMENTO	VALE TRANSPORTE
BRUCE HERMES MENEZES RÊGO	2/28/2019	BOLSA ESTAGIO	001-BANCO DO BRASIL	5921-8	7623-6	R\$ 600.00	**
INGRID MARTINS SENA	2/28/2019	BOLSA ESTAGIO	001-BANCO DO BRASIL	0541-1	16436-4	R\$ 600.00	R\$ 135.00
LAYLLA RAIZA VIEIRA NASCIMENTO	2/28/2019	BOLSA ESTAGIO	001-BANCO DO BRASIL	1595-4	24542-9	R\$ 600.00	R\$ 142.50
LETICIA LIMA QUEIROZ	2/28/2019	BOLSA ESTAGIO	001-BANCO DO BRASIL	2781-2	25.936-5	R\$ 600.00	R\$ 142.50
LORENA GONÇALVES DE SOUSA	2/28/2019	BOLSA ESTAGIO	001-BANCO DO BRASIL	1886-4	48987-5	R\$ 600.00	R\$ 135.00
MAYANA SILVA DA LUZ	2/28/2019	BOLSA ESTAGIO	001-BANCO DO BRASIL	4364-8	11.686-6	R\$ 600.00	R\$ 135.00
THALLIA FERREIRA SOARES	2/28/2019	BOLSA ESTAGIO	001 - BANCO DO BRASIL	1886-4	95305-9	R\$ 600.00	R\$ 142.50
					TOTAL	4,200.00	R\$ 832.50
Autorizamos debitar na conta do Banco do Brasil a OPB		Debitando da Ag. 3615-3 e Conta Corrente nº 7149-8 do CONSELHO REGIONAL DE ENFERMAGEM DO ESTADO DO TOCANTINS, a importância no valor de:				R\$ 5,032.50	
		CINCO MIL, SEISSENTOS E TRINTA E DOIS REAIS E CINQUENTA CENTAVOS			28 DE FEVEREIRO DE 2019		

*Bruce Hermes Menezes Rêgo receberá R\$: 600,00 reais referente ao período aquisitivo de férias de 28/02/2018 à 28/02/2019, pois seu termo de compromisso de estágio se encerra dia 28/02/2019.

AUTORIZO


Conselho Regional de Enfermagem do Tocantins
Departamento Administrativo


AUTORIZO


Conselho Regional de Enfermagem do Tocantins
Presidente


AUTORIZO


Conselho Regional de Enfermagem do Tocantins
Tesoureiro









































































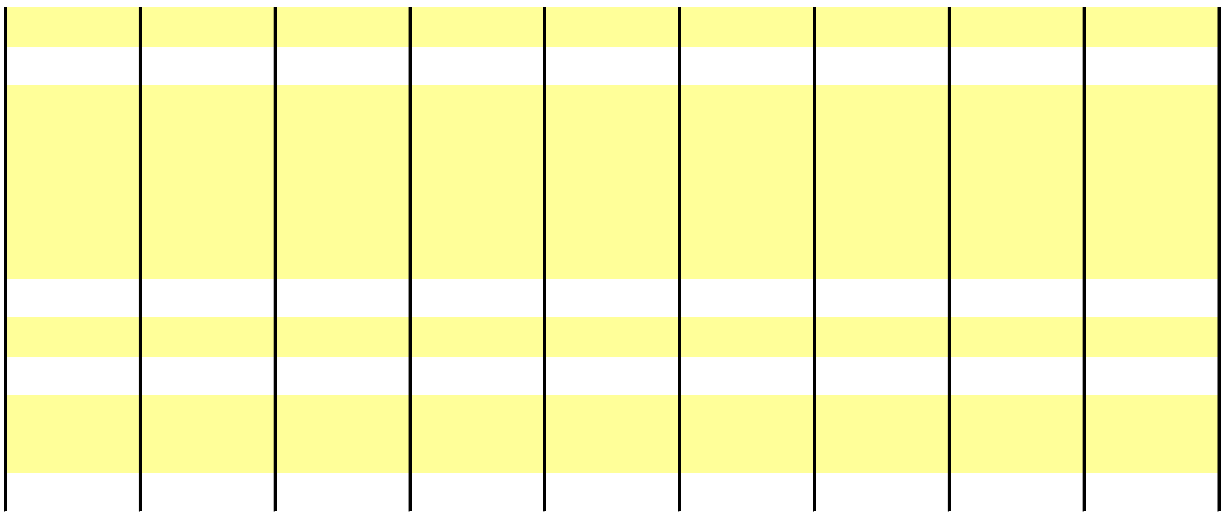





































































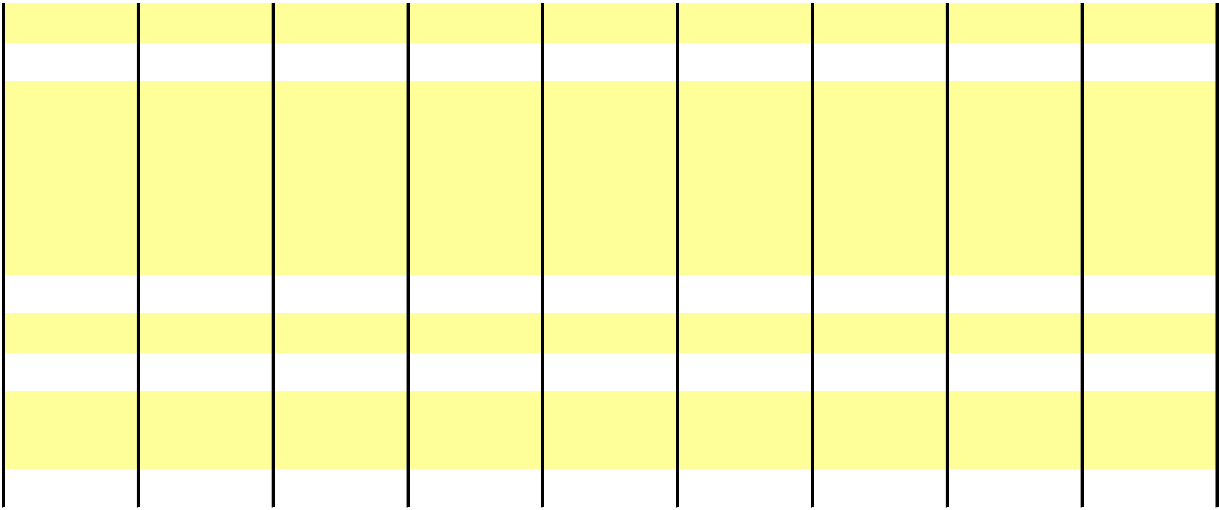
























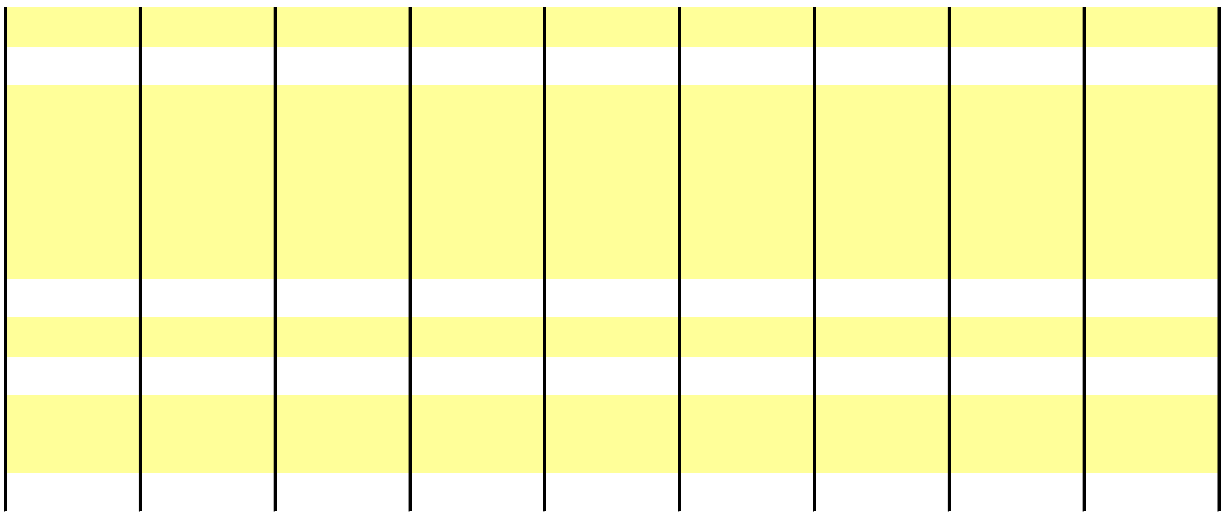






































A grid of 20 rows and 9 columns. The grid is filled with alternating yellow and white cells in a checkerboard pattern. The top-left cell (row 0, column 0) is yellow. All cells with an even sum of row and column indices are yellow, and all cells with an odd sum are white. The grid is enclosed by a black border.


Yellow	White	Yellow	White	Yellow	White	Yellow	White	Yellow
White	Yellow	White	Yellow	White	Yellow	White	Yellow	White
Yellow	White	Yellow	White	Yellow	White	Yellow	White	Yellow
White	Yellow	White	Yellow	White	Yellow	White	Yellow	White
Yellow	White	Yellow	White	Yellow	White	Yellow	White	Yellow
White	Yellow	White	Yellow	White	Yellow	White	Yellow	White
Yellow	White	Yellow	White	Yellow	White	Yellow	White	Yellow
White	Yellow	White	Yellow	White	Yellow	White	Yellow	White
Yellow	White	Yellow	White	Yellow	White	Yellow	White	Yellow
White	Yellow	White	Yellow	White	Yellow	White	Yellow	White
Yellow	White	Yellow	White	Yellow	White	Yellow	White	Yellow
White	Yellow	White	Yellow	White	Yellow	White	Yellow	White
Yellow	White	Yellow	White	Yellow	White	Yellow	White	Yellow
White	Yellow	White	Yellow	White	Yellow	White	Yellow	White
Yellow	White	Yellow	White	Yellow	White	Yellow	White	Yellow
White	Yellow	White	Yellow	White	Yellow	White	Yellow	White
Yellow	White	Yellow	White	Yellow	White	Yellow	White	Yellow
White	Yellow	White	Yellow	White	Yellow	White	Yellow	White
Yellow	White	Yellow	White	Yellow	White	Yellow	White	Yellow
White	Yellow	White	Yellow	White	Yellow	White	Yellow	White







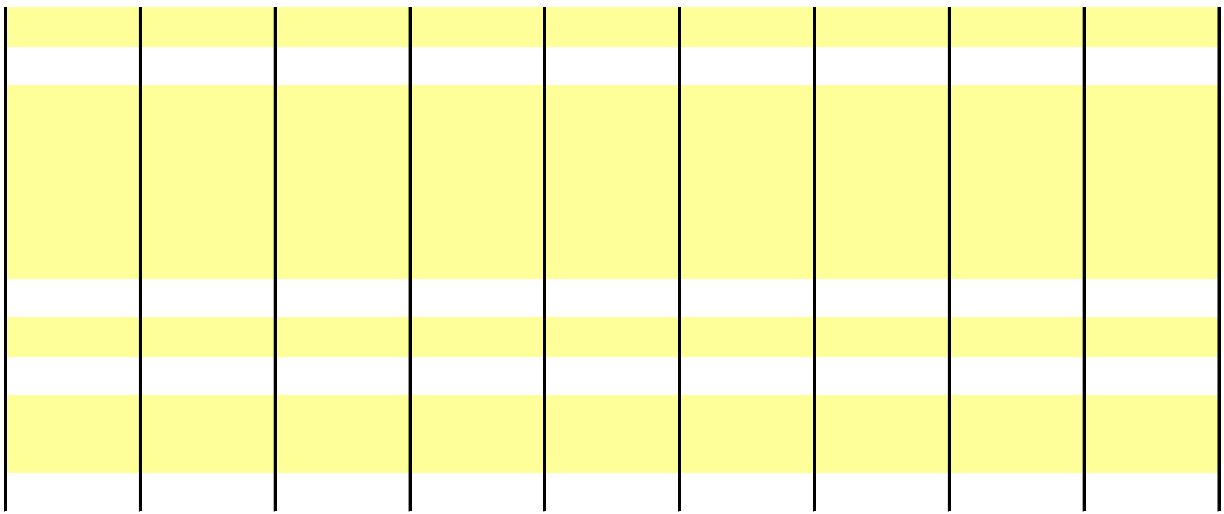

















































































This image shows a grid with 9 columns and 20 rows. The grid is composed of alternating horizontal stripes of yellow and white. The stripes are separated by thin black lines. The first row is yellow, the second is white, and so on, alternating down to the 20th row. The vertical lines are also black and evenly spaced, creating a uniform grid structure.






























































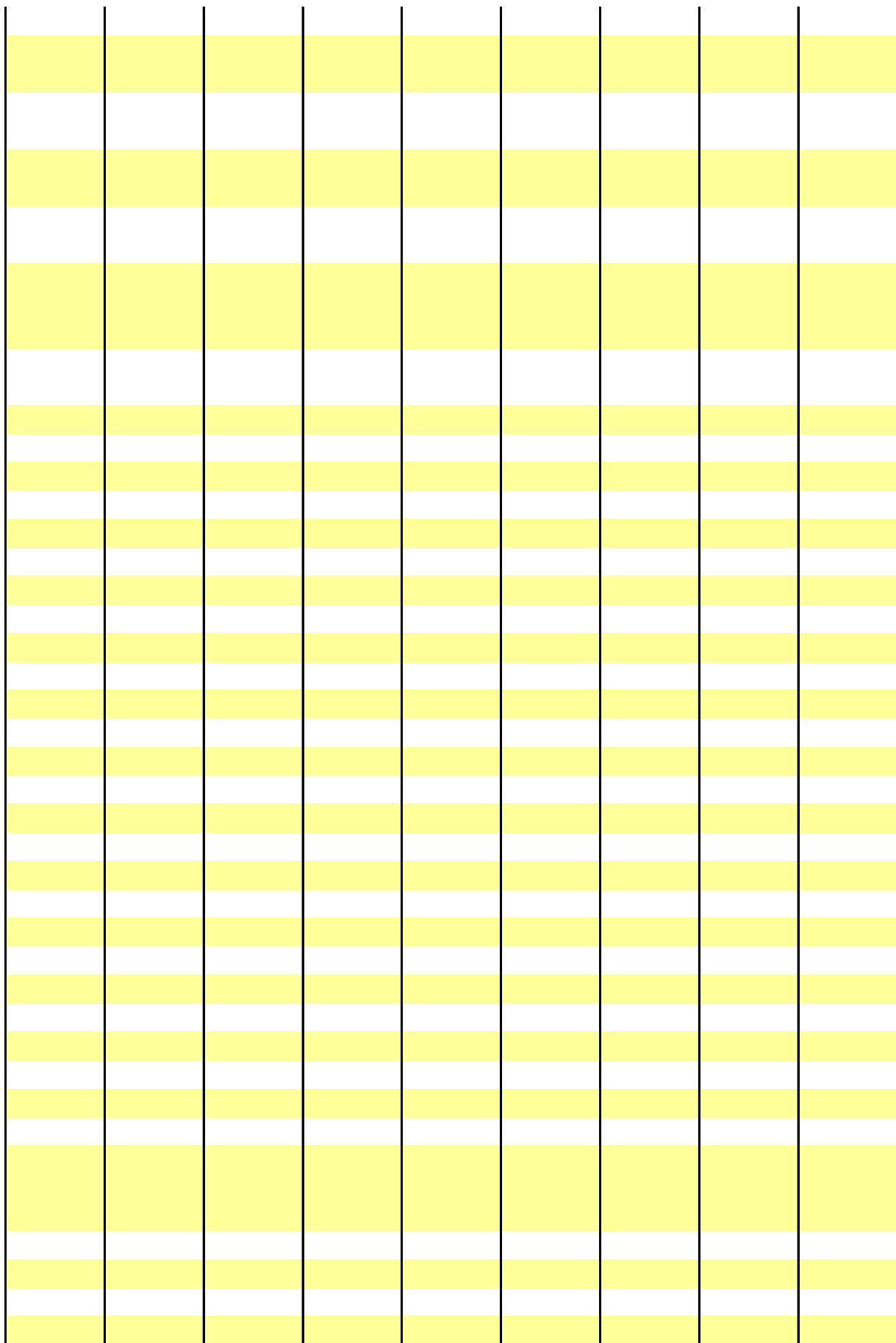




















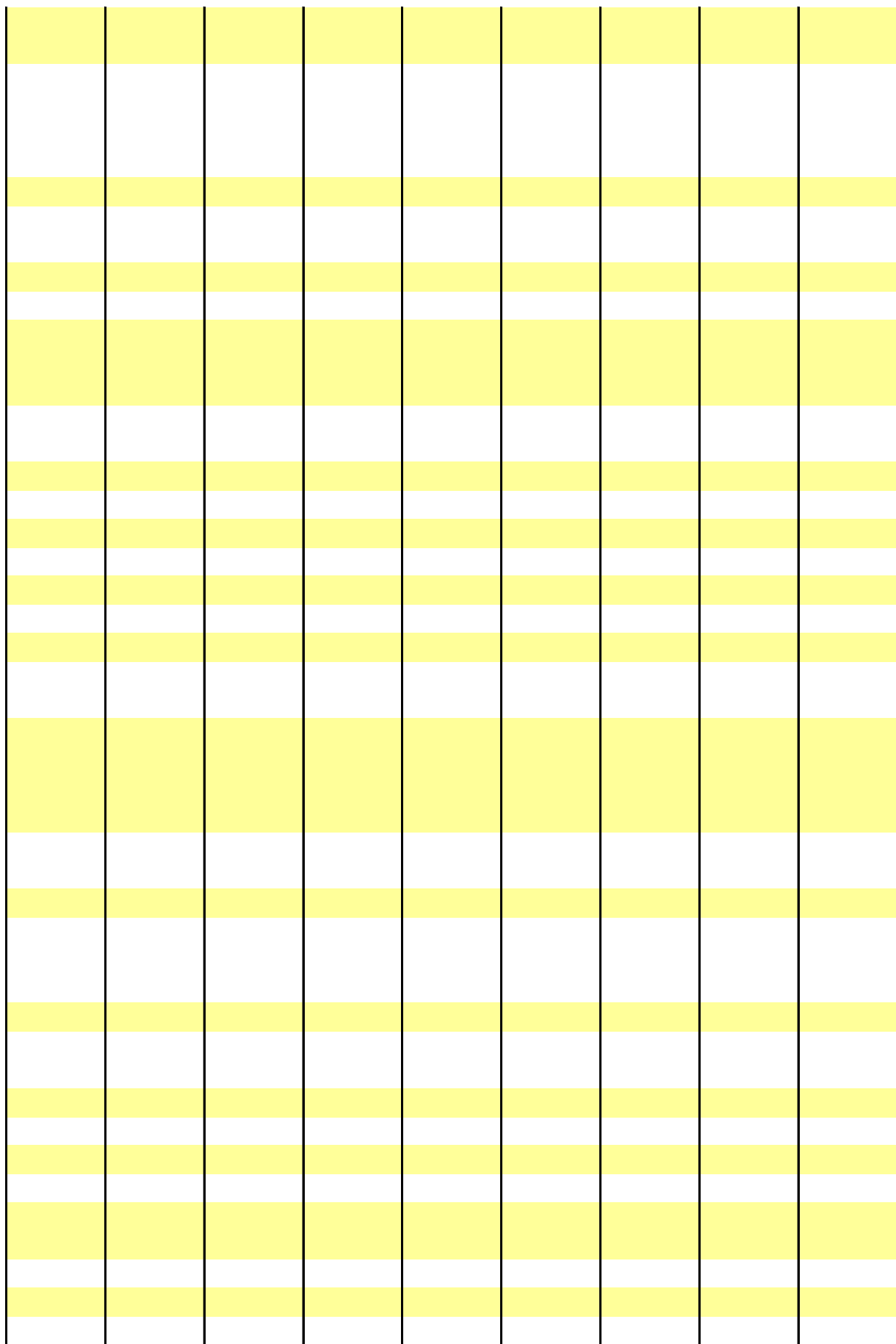














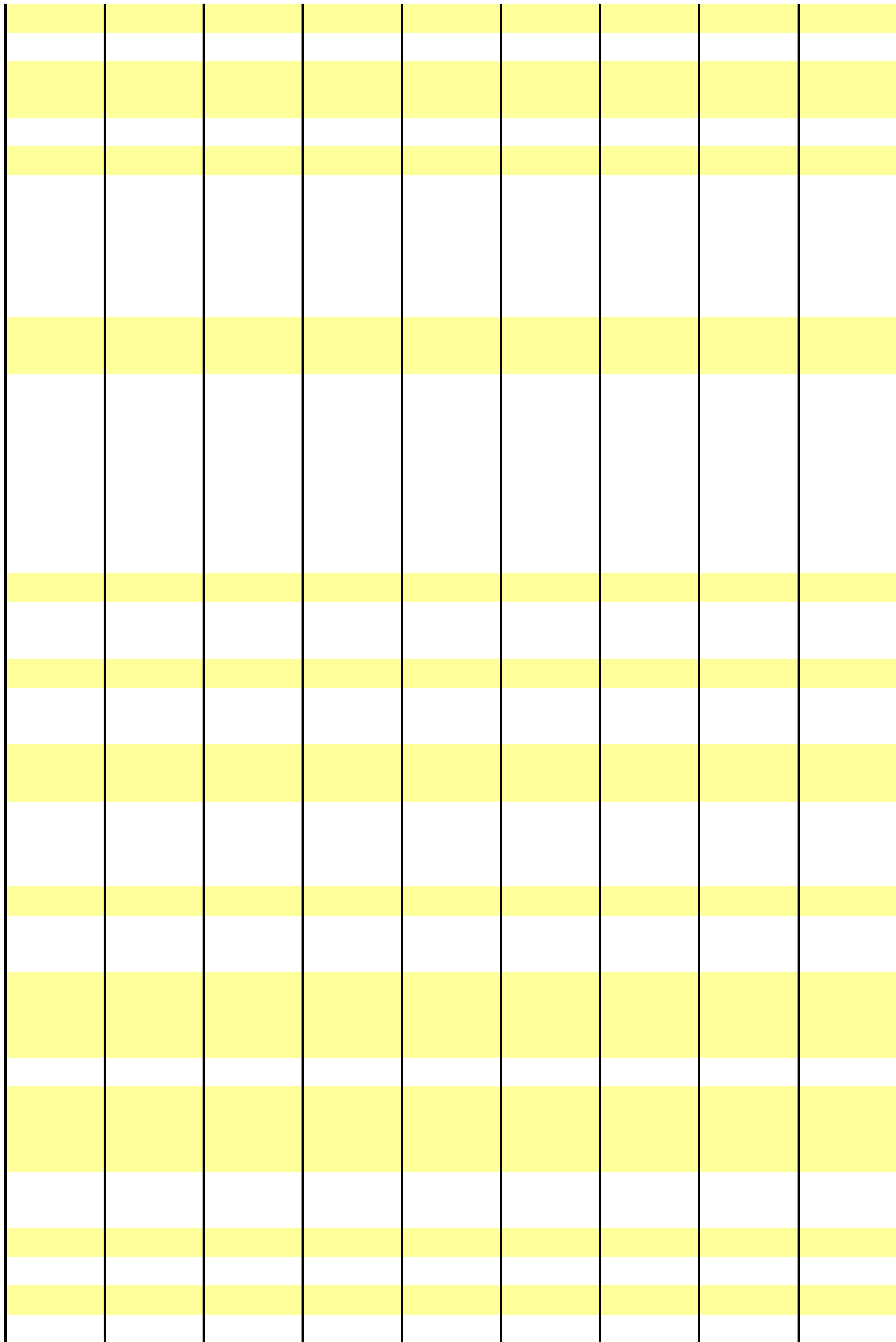












A grid with 9 columns and 20 rows. The rows alternate between yellow and white, starting with a yellow row at the top. The columns are all white. The grid is defined by black lines.

--	--	--	--	--	--	--	--	--

--	--	--	--	--	--	--	--	--

--	--	--	--	--	--	--	--	--

--	--	--	--	--	--	--	--	--

--	--	--	--	--	--	--	--	--

--	--	--	--	--	--	--	--	--

--	--	--	--	--	--	--	--	--

--	--	--	--	--	--	--	--	--


--	--	--	--	--	--	--	--	--


--	--	--	--	--	--	--	--	--


--	--	--	--	--	--	--	--	--


--	--	--	--	--	--	--	--	--


--	--	--	--	--	--	--	--	--































A grid consisting of 10 columns and 18 rows. The rows alternate between yellow and white, starting with a yellow row at the top. The grid is enclosed by a black border. The columns are defined by vertical black lines, and the rows are defined by horizontal black lines.






















































The image shows a grid-like structure consisting of 8 vertical columns and 24 horizontal rows. The rows alternate between yellow and white. The first row is yellow, the second is white, and so on, ending with a yellow row on the 24th row. Vertical black lines separate the 8 columns, creating a grid of cells. The yellow rows are solid, and the white rows are also solid, creating a consistent alternating pattern.











This image displays a grid structure consisting of 10 columns and 24 rows. The grid is formed by vertical black lines that divide the space into ten equal-width columns. The rows are formed by horizontal black lines, creating a total of 24 rows. The rows are alternatingly highlighted: the 1st, 3rd, 5th, 7th, 9th, 11th, 13th, 15th, 17th, 19th, 21st, and 23rd rows are filled with a solid yellow color, while the 2nd, 4th, 6th, 8th, 10th, 12th, 14th, 16th, 18th, 20th, 22nd, and 24th rows are white. This creates a consistent pattern of yellow and white horizontal bands across the entire grid.




































































Valor a converter	Decomposição				
	trilhões	bilhões	milhões	milhares	unidades
R\$ 4,200.00	0	0	0	4	200

Parte Inteira					Moeda	Centavos	por por Exte
trilhões	bilhões	milhões	milhares	unidades			
				quatro mil e duzentos	reais		quatro mil e duzentos0

l reais