

CONSELHO REGIONAL DE ENFERMAGEM DO TOCANTINS



| Palmas, 30 de Abril de 2019 | | ORDEM DE PAGAMENTO BANCÁRIA | | | OPB Nº: 004 | 4/30/2019 | |
|--|------------|--|-----------------------------|-------------------------------|---------------------------|---------------------|---------------------|
| FAVORECIDO | VENCIMENTO | REFERENTE PAGAMENTO | CÓDIGO E BANCO DESTINATÁRIO | CÓDIGO E AGENCIA DESTINATÁRIA | CONTA CORRENTE FAVORECIDO | VALOR PAGAMENTO | VALE TRANSPORTE |
| INGRID MARTINS SENA | 4/30/2019 | BOLSA ESTAGIO | 001-BANCO DO BRASIL | 0541-1 | 16436-4 | R\$ 600.00 | R\$ 157.50 |
| LAURA FARIAS MAIA DE CARVALHO | 4/30/2019 | BOLSA ESTAGIO | 001-BANCO DO BRASIL | 1867-8 | 63655-X | R\$ 600.00 | R\$ 157.50 |
| LAYLLA RAIZA VIEIRA NASCIMENTO | 4/30/2019 | BOLSA ESTAGIO | 001-BANCO DO BRASIL | 1595-4 | 24542-9 | R\$ 600.00 | R\$ 157.50 |
| LETICIA LIMA QUEIROZ | 4/30/2019 | BOLSA ESTAGIO | 001-BANCO DO BRASIL | 2781-2 | 25.936-5 | R\$ 600.00 | R\$ 157.50 |
| LORENA GONÇALVES DE SOUSA | 4/30/2019 | BOLSA ESTAGIO | 001-BANCO DO BRASIL | 1886-4 | 48987-5 | R\$ 600.00 | R\$ 157.50 |
| MAYANA SILVA DA LUZ | 4/30/2019 | BOLSA ESTAGIO | 001-BANCO DO BRASIL | 4364-8 | 11.686-6 | R\$ 600.00 | R\$ 157.50 |
| THALLIA FERREIRA SOARES | 4/30/2019 | BOLSA ESTAGIO | 001 - BANCO DO BRASIL | 1886-4 | 95305-9 | R\$ 600.00 | R\$ 157.50 |
| | | | | | TOTAL | 4,200.00 | R\$ 1,102.50 |
| Autorizamos debitar na conta do Banco do Brasil a OPB | | Debitando da Ag. 3615-3 e Conta Corrente nº 7149-8 do CONSELHO REGIONAL DE ENFERMAGEM DO ESTADO DO TOCANTINS, a importância no valor de: | | | | R\$ 5,302.50 | |
| | | CINCO MIL, TREZENTOS E DOIS REAIS E CINQUENTA CENTAVOS | | | 30 DE ABRIL DE 2019 | | |

AUTORIZO _____


Conselho Regional de Enfermagem do Tocantins
Departamento Administrativo


AUTORIZO _____


Conselho Regional de Enfermagem do Tocantins
Presidente


AUTORIZO _____


Conselho Regional de Enfermagem do Tocantins
Tesoureiro


































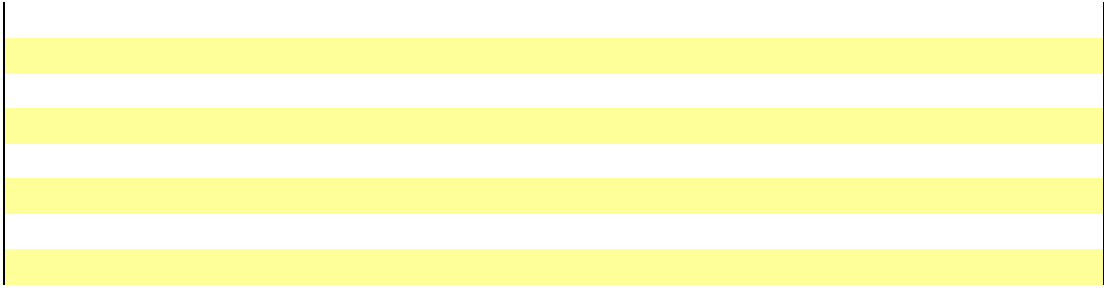















| | | | | | |
|--|--|--|--|--|--|
| | | | | | |
| | | | | | |
| | | | | | |
| | | | | | |
| | | | | | |


| | | | | | | | | |
|--|--|--|--|--|--|--|--|--|
| | | | | | | | | |
| | | | | | | | | |
| | | | | | | | | |
| | | | | | | | | |
| | | | | | | | | |



| | | | | | | | | |
|--|--|--|--|--|--|--|--|--|
| | | | | | | | | |
| | | | | | | | | |
| | | | | | | | | |
| | | | | | | | | |
| | | | | | | | | |









A grid consisting of 8 columns and 24 rows. The grid is formed by black vertical and horizontal lines. The area between these lines is filled with a light yellow color, creating a pattern of yellow cells.

| | | | | | | | | |
|--|--|--|--|--|--|--|--|--|
| | | | | | | | | |
| | | | | | | | | |
| | | | | | | | | |
| | | | | | | | | |
| | | | | | | | | |






| | | | | | | | | |
|--|--|--|--|--|--|--|--|--|
| | | | | | | | | |
| | | | | | | | | |
| | | | | | | | | |
| | | | | | | | | |
| | | | | | | | | |

| | | | | | | | | |
|--|--|--|--|--|--|--|--|--|
| | | | | | | | | |
| | | | | | | | | |
| | | | | | | | | |
| | | | | | | | | |
| | | | | | | | | |


| | | | | | | | | |
|--|--|--|--|--|--|--|--|--|
| | | | | | | | | |
| | | | | | | | | |
| | | | | | | | | |
| | | | | | | | | |
| | | | | | | | | |


| | | | | | | | | |
|--|--|--|--|--|--|--|--|--|
| | | | | | | | | |
| | | | | | | | | |
| | | | | | | | | |
| | | | | | | | | |
| | | | | | | | | |




| | | | | | | | | |
|--|--|--|--|--|--|--|--|--|
| | | | | | | | | |
| | | | | | | | | |
| | | | | | | | | |
| | | | | | | | | |
| | | | | | | | | |

| | | | | | | | | |
|--|--|--|--|--|--|--|--|--|
| | | | | | | | | |
| | | | | | | | | |
| | | | | | | | | |
| | | | | | | | | |
| | | | | | | | | |










| | | | | | | | | |
|--|--|--|--|--|--|--|--|--|
| | | | | | | | | |
| | | | | | | | | |
| | | | | | | | | |
| | | | | | | | | |
| | | | | | | | | |

| | | | | | | | | |
|--------|--|--|--|--|--|--|--|--|
| Yellow | | | | | | | | |
| | | | | | | | | |
| Yellow | | | | | | | | |
| Yellow | | | | | | | | |
| Yellow | | | | | | | | |
| | | | | | | | | |
| Yellow | | | | | | | | |
| | | | | | | | | |
| Yellow | | | | | | | | |
| | | | | | | | | |
| Yellow | | | | | | | | |
| Yellow | | | | | | | | |
| Yellow | | | | | | | | |
| | | | | | | | | |
| Yellow | | | | | | | | |
| | | | | | | | | |
| Yellow | | | | | | | | |
| | | | | | | | | |
| Yellow | | | | | | | | |
| | | | | | | | | |
| Yellow | | | | | | | | |







| | | | | | | | | |
|--|--|--|--|--|--|--|--|--|
| | | | | | | | | |
| | | | | | | | | |
| | | | | | | | | |
| | | | | | | | | |
| | | | | | | | | |




A 9x9 grid table with a checkerboard pattern of yellow and white cells. The grid is composed of 9 columns and 9 rows. The cells are colored in an alternating pattern: (row, column) coordinates where both the row and column indices are even (assuming the top row is row 1) are yellow, while all other cells are white.


| | | | | | | | | |
|--------|--------|--------|--------|--------|--------|--------|--------|--------|
| Yellow | White | Yellow | White | Yellow | White | Yellow | White | Yellow |
| White | Yellow | White | Yellow | White | Yellow | White | Yellow | White |
| Yellow | White | Yellow | White | Yellow | White | Yellow | White | Yellow |
| White | Yellow | White | Yellow | White | Yellow | White | Yellow | White |
| Yellow | White | Yellow | White | Yellow | White | Yellow | White | Yellow |
| White | Yellow | White | Yellow | White | Yellow | White | Yellow | White |
| Yellow | White | Yellow | White | Yellow | White | Yellow | White | Yellow |
| White | Yellow | White | Yellow | White | Yellow | White | Yellow | White |
| Yellow | White | Yellow | White | Yellow | White | Yellow | White | Yellow |








| | | | | | | | | |
|--|--|--|--|--|--|--|--|--|
| | | | | | | | | |
| | | | | | | | | |
| | | | | | | | | |
| | | | | | | | | |
| | | | | | | | | |






| | | | | | | | | |
|--|--|--|--|--|--|--|--|--|
| | | | | | | | | |
| | | | | | | | | |
| | | | | | | | | |
| | | | | | | | | |
| | | | | | | | | |

| | | | | | | | | |
|--|--|--|--|--|--|--|--|--|
| | | | | | | | | |
| | | | | | | | | |
| | | | | | | | | |
| | | | | | | | | |
| | | | | | | | | |
| | | | | | | | | |
| | | | | | | | | |
| | | | | | | | | |
| | | | | | | | | |
| | | | | | | | | |


A 10x9 grid where every row is filled with a light yellow color. The grid is bounded by a thin black border.




| | | | | | | | | |
|--|--|--|--|--|--|--|--|--|
| | | | | | | | | |
| | | | | | | | | |
| | | | | | | | | |
| | | | | | | | | |
| | | | | | | | | |


The image displays a grid consisting of 9 columns and 10 rows. The grid is defined by thin black lines. The rows are colored in an alternating pattern: Row 1 is yellow, Row 2 is white, Row 3 is yellow, Row 4 is white, Row 5 is yellow, Row 6 is white, Row 7 is yellow, Row 8 is white, Row 9 is yellow, and Row 10 is white.


| | | | | | | | | |
|--|--|--|--|--|--|--|--|--|
| | | | | | | | | |
| | | | | | | | | |
| | | | | | | | | |
| | | | | | | | | |
| | | | | | | | | |







A 9x15 grid with alternating yellow and white rows. The grid consists of 9 rows and 15 columns. The rows alternate in color, starting with yellow at the top and ending with yellow at the bottom. The columns are defined by thin black vertical lines. The grid is positioned on the left side of the page, leaving a large white space on the right.










| | | | | | | | | |
|--|--|--|--|--|--|--|--|--|
| | | | | | | | | |
| | | | | | | | | |
| | | | | | | | | |
| | | | | | | | | |
| | | | | | | | | |













| | | | | | | | | |
|--|--|--|--|--|--|--|--|--|
| | | | | | | | | |
| | | | | | | | | |
| | | | | | | | | |
| | | | | | | | | |
| | | | | | | | | |










| | | | | | | | | |
|--|--|--|--|--|--|--|--|--|
| | | | | | | | | |
| | | | | | | | | |
| | | | | | | | | |
| | | | | | | | | |
| | | | | | | | | |









| | | | | | | | | |
|--|--|--|--|--|--|--|--|--|
| | | | | | | | | |
| | | | | | | | | |
| | | | | | | | | |
| | | | | | | | | |
| | | | | | | | | |







| | | | | | | | | |
|--|--|--|--|--|--|--|--|--|
| | | | | | | | | |
| | | | | | | | | |
| | | | | | | | | |
| | | | | | | | | |
| | | | | | | | | |



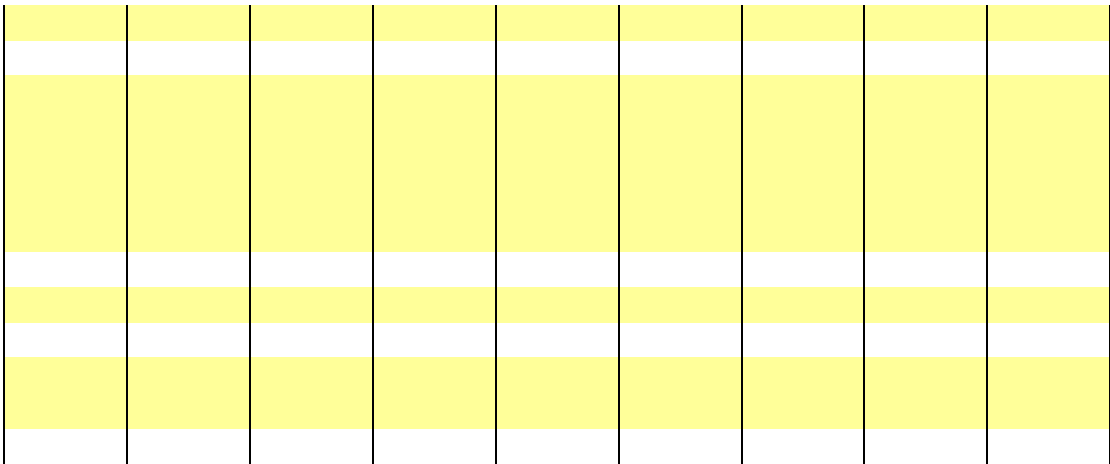

| | | | | | | | | |
|--|--|--|--|--|--|--|--|--|
| | | | | | | | | |
| | | | | | | | | |
| | | | | | | | | |
| | | | | | | | | |
| | | | | | | | | |

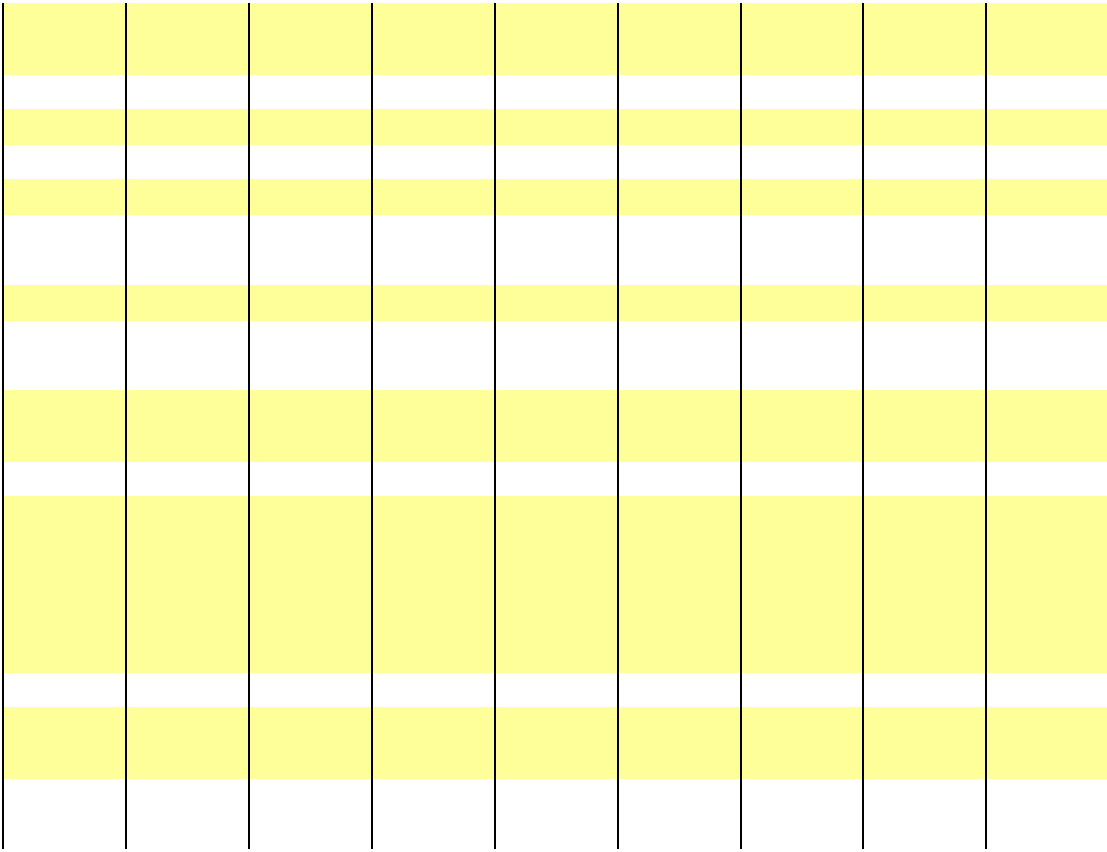
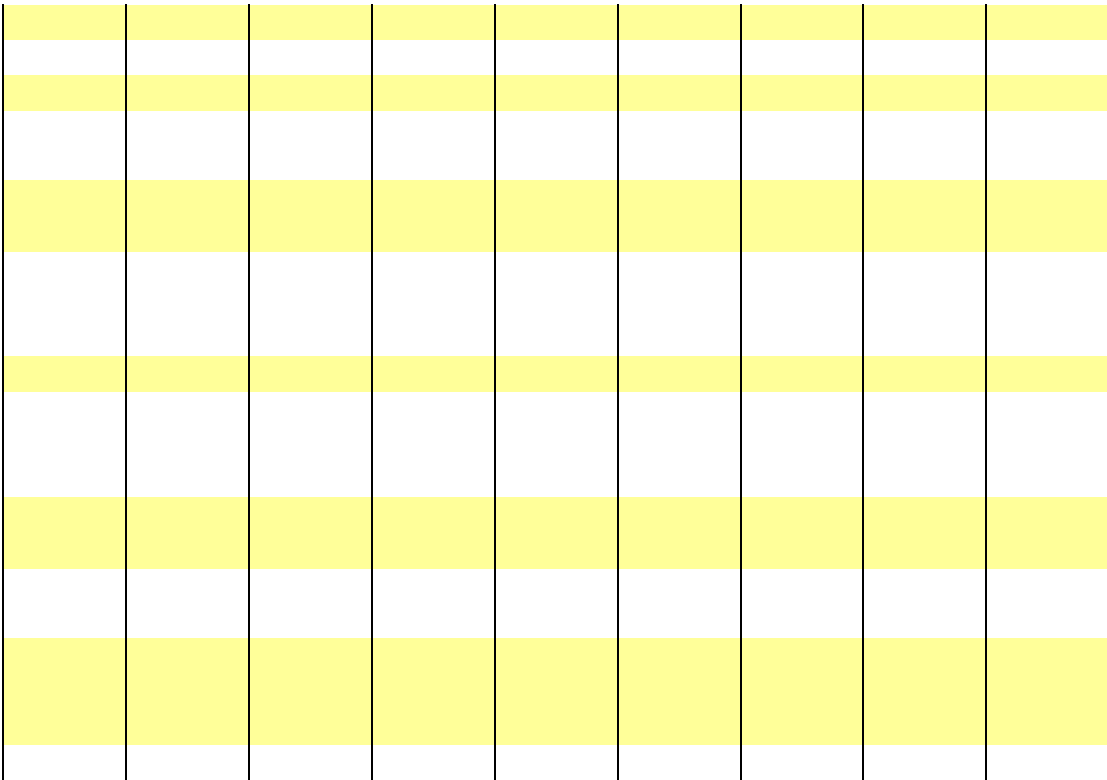




| | | | | | | | | |
|--|--|--|--|--|--|--|--|--|
| | | | | | | | | |
| | | | | | | | | |
| | | | | | | | | |
| | | | | | | | | |
| | | | | | | | | |


A grid consisting of 9 columns and 20 rows. The rows are color-coded in an alternating pattern: row 1 is yellow, row 2 is white, row 3 is yellow, row 4 is white, row 5 is yellow, row 6 is white, row 7 is yellow, row 8 is white, row 9 is yellow, row 10 is white, row 11 is yellow, row 12 is white, row 13 is yellow, row 14 is white, row 15 is yellow, row 16 is white, row 17 is yellow, row 18 is white, row 19 is yellow, and row 20 is white. All cells within the grid are empty.






The image displays a grid of 12 rows and 9 columns. The cells in the grid are colored in an alternating checkerboard pattern, starting with a yellow cell in the top-left corner. The grid is composed of 108 cells in total.

| | | | | | | | | |
|--------|--------|--------|--------|--------|--------|--------|--------|--------|
| Yellow | White | Yellow | White | Yellow | White | Yellow | White | Yellow |
| White | Yellow | White | Yellow | White | Yellow | White | Yellow | White |
| Yellow | White | Yellow | White | Yellow | White | Yellow | White | Yellow |
| White | Yellow | White | Yellow | White | Yellow | White | Yellow | White |
| Yellow | White | Yellow | White | Yellow | White | Yellow | White | Yellow |
| White | Yellow | White | Yellow | White | Yellow | White | Yellow | White |
| Yellow | White | Yellow | White | Yellow | White | Yellow | White | Yellow |
| White | Yellow | White | Yellow | White | Yellow | White | Yellow | White |
| Yellow | White | Yellow | White | Yellow | White | Yellow | White | Yellow |
| White | Yellow | White | Yellow | White | Yellow | White | Yellow | White |
| Yellow | White | Yellow | White | Yellow | White | Yellow | White | Yellow |
| White | Yellow | White | Yellow | White | Yellow | White | Yellow | White |




| | | | | | | | | |
|--|--|--|--|--|--|--|--|--|
| | | | | | | | | |
| | | | | | | | | |
| | | | | | | | | |
| | | | | | | | | |
| | | | | | | | | |

A grid consisting of 20 rows and 10 columns. The rows are colored in an alternating pattern: the first, third, fifth, seventh, ninth, eleventh, thirteenth, fifteenth, seventeenth, and nineteenth rows are yellow, while the second, fourth, sixth, eighth, tenth, twelfth, fourteenth, sixteenth, and eighteenth rows are white. All rows are separated by thin black horizontal lines, and all columns are separated by thin black vertical lines. The grid is centered horizontally and vertically on the page.





| | | | | | | | | |
|--|--|--|--|--|--|--|--|--|
| | | | | | | | | |
| | | | | | | | | |
| | | | | | | | | |
| | | | | | | | | |
| | | | | | | | | |

A grid of 24 rows and 9 columns of yellow rectangular cells. Each cell is separated by thin black vertical and horizontal lines, forming a uniform pattern of rectangular units. The grid is positioned in the upper half of the page.



| | | | | | | | | |
|--|--|--|--|--|--|--|--|--|
| | | | | | | | | |
| | | | | | | | | |
| | | | | | | | | |
| | | | | | | | | |
| | | | | | | | | |








The image shows a grid of 20 rows and 9 columns. Each row consists of 9 cells, alternating in color from top to bottom: yellow, white, yellow, white, yellow, white, yellow, white, yellow. The grid is enclosed in a black border, and each individual cell is also outlined in black. The overall appearance is that of a stylized, color-coded grid or data table.


| | | | | | | | | |
|--------|--------|--------|--------|--------|--------|--------|--------|--------|
| Yellow | White | Yellow | White | Yellow | White | Yellow | White | Yellow |
| White | Yellow | White | Yellow | White | Yellow | White | Yellow | White |
| Yellow | White | Yellow | White | Yellow | White | Yellow | White | Yellow |
| White | Yellow | White | Yellow | White | Yellow | White | Yellow | White |
| Yellow | White | Yellow | White | Yellow | White | Yellow | White | Yellow |
| White | Yellow | White | Yellow | White | Yellow | White | Yellow | White |
| Yellow | White | Yellow | White | Yellow | White | Yellow | White | Yellow |
| White | Yellow | White | Yellow | White | Yellow | White | Yellow | White |
| Yellow | White | Yellow | White | Yellow | White | Yellow | White | Yellow |
| White | Yellow | White | Yellow | White | Yellow | White | Yellow | White |
| Yellow | White | Yellow | White | Yellow | White | Yellow | White | Yellow |
| White | Yellow | White | Yellow | White | Yellow | White | Yellow | White |
| Yellow | White | Yellow | White | Yellow | White | Yellow | White | Yellow |
| White | Yellow | White | Yellow | White | Yellow | White | Yellow | White |
| Yellow | White | Yellow | White | Yellow | White | Yellow | White | Yellow |
| White | Yellow | White | Yellow | White | Yellow | White | Yellow | White |
| Yellow | White | Yellow | White | Yellow | White | Yellow | White | Yellow |
| White | Yellow | White | Yellow | White | Yellow | White | Yellow | White |
| Yellow | White | Yellow | White | Yellow | White | Yellow | White | Yellow |
| White | Yellow | White | Yellow | White | Yellow | White | Yellow | White |

| | | | | | | | | |
|--|--|--|--|--|--|--|--|--|
| | | | | | | | | |
| | | | | | | | | |
| | | | | | | | | |
| | | | | | | | | |
| | | | | | | | | |

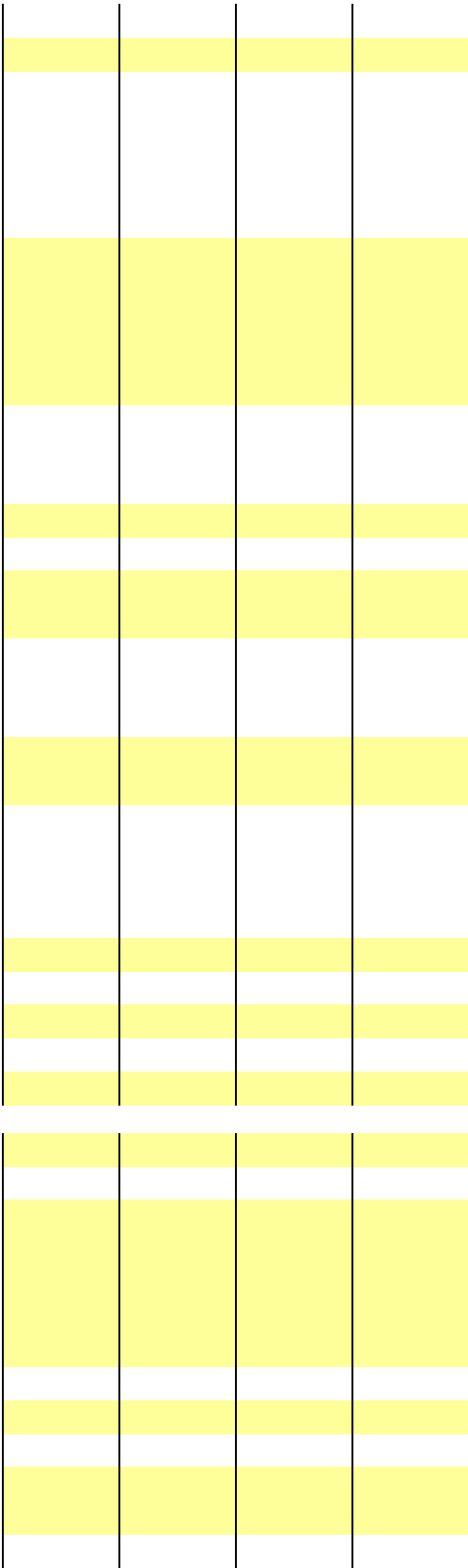


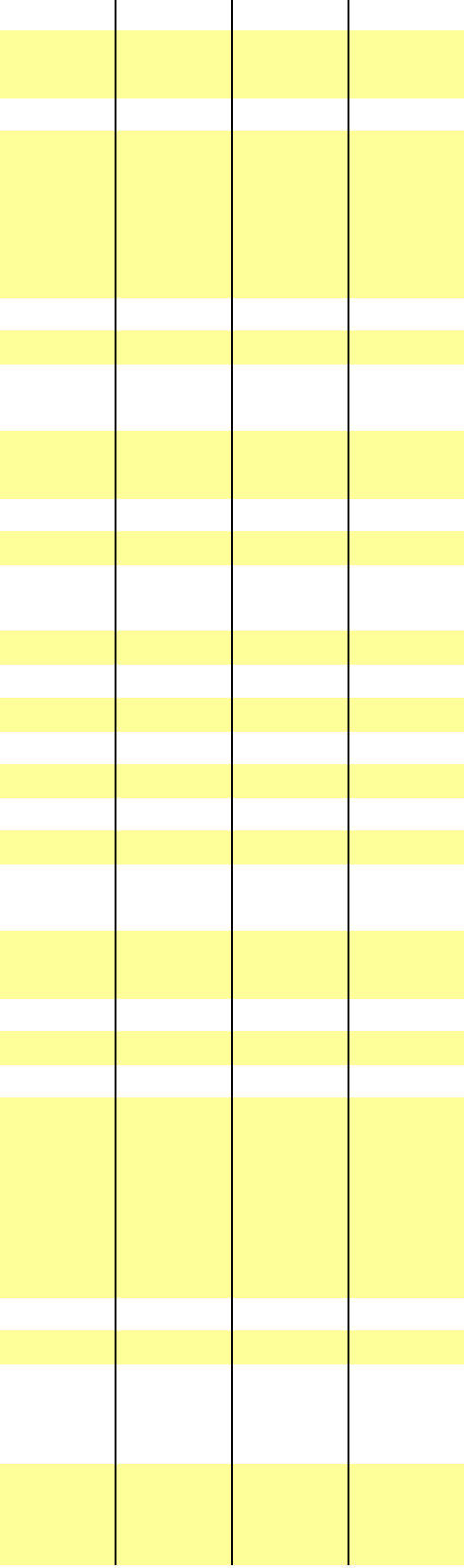






| | | | | | | | | |
|--|--|--|--|--|--|--|--|--|
| | | | | | | | | |
| | | | | | | | | |
| | | | | | | | | |
| | | | | | | | | |
| | | | | | | | | |





| | | | |
|--|--|--|--|
| | | | |
| | | | |
| | | | |
| | | | |
| | | | |
| | | | |
| | | | |
| | | | |
| | | | |
| | | | |
| | | | |
| | | | |
| | | | |
| | | | |
| | | | |
| | | | |
| | | | |
| | | | |
| | | | |
| | | | |
| | | | |

The image displays a table with 4 columns and 16 rows. The rows alternate between being filled with a light yellow color and being white, starting and ending with a yellow row. The columns are defined by vertical black lines, and the rows are defined by horizontal black lines.

| Valor a converter | Decomposição | | | | |
|-------------------|--------------|---------|---------|----------|----------|
| | trilhões | bilhões | milhões | milhares | unidades |
| R\$ 5,302.50 | 0 | 0 | 0 | 5 | 302 |

| Parte Inteira | | | | | Moeda | Centavos | por por Exte |
|---------------|---------|---------|-----------|-----------|-------|----------|----------------------------------|
| trilhões | bilhões | milhões | milhares | unidades | | | |
| | | | cinco mil | trezentos | reais | e | cinquent cinco mil trezentos e d |

ois0 reais e cinquenta centavos